

Products /  **CASTALDI** / BOX D58 / D58 BOX/W0 / D58/W0-LWWMMB-AL

BOX D58 D58/W0-LWWMMB-AL

TECHNICAL DATA

GENERAL




Item code	D58/W0-LWWMMB-AL
Place installation	outdoor
Name	D58 BOX/W0 / D58/W0-LWWMMB-AL wall mounted
Note	5000K on request. BIS on request.
Standard colour	AL - aluminium grey (similar to RAL 7040)
Variante colour	GR - graphite satin finish (similar to RAL 7022)
Environments	urban landscape, street lighting, façades and architectural works, wellness, hallway, industrial areas, places of worship



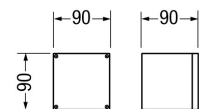
PHYSICAL

Installation type	wall mounted
Mounting type	surface
Painting	Polyester powder coating, with a pluri-processed against corrosion (passed the exposure of over 1500 hours in a saline mist environment).
Screws	AISI 304 stainless steel screws.
Seals	Silicone Rubber.
Body	Corrosion resistant die-cast aluminium body.




DIMENSIONS

A: Total width device (mm)	90
L: Total length device (mm)	90
H: Total height device (mm)	90



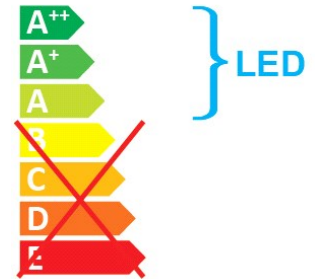
OPTICAL SYSTEMS

Emission	direct
Opening beam	diffused
Optical System	Safety tempered glass.
Reflectors	Extra-pure aluminium reflector.



ENERGY SAVING

This luminaire contains built-in LED lamps
The lamps cannot be changed in the luminaire



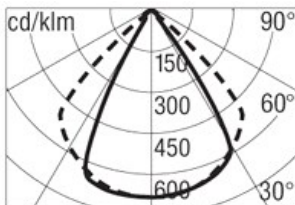
SOURCES

Source Type	Source Power	System Power	Source	Lamp Socket	Sources Temperature Colour	Nominal Flux	Output Flux	Source description
LED	6W	-	LED	-	3000K	392 lm	118 lm	-

ELECTRICAL

Ballast type	Electronic
Mounting ballast type	Integral
Line input	Use only (EN 60598-1) cable type H07RN-F with diameter between 7 and 10mm.
Voltage	220-240V
Frequency	50-60Hz

PHOTOMETRICS



h (m)	Ø (m)	— $\gamma=0.0$ $\alpha=90^\circ$	Ø (m)	--- $\gamma=0.0$ $\beta=27.9+34^\circ$	Emed(k)
0.50	1.02		0.60		207
1.00	2.03		1.20		62
1.50	3.05		1.81		23
2.00	4.07		2.41		13
2.50	5.09		3.01		8

NORMS / DIRECTIVES

Norms	EN 60598-1, EN 60598-2-1
Directives	2014/35/UE, 2014/30/UE